







RESULTS

Men's Juniors - Team Competition And Qualifications For Competitions 2 And 3







THU 15 APR 2004 - 18:00

Rank	NOC Bib Name							Total	Ind. Rank
1	RUS - Russia								
351	VASILIEV Evgeny	8.675	9.400	9.362	9.262	9.350	8.587	54.636	(3)
352	BARKALOV Dmitri	9.162	9.487	9.012	9.125	9.387	9.237	55.410	(1)
353	FEDITSA Mikhail	8.575	9.312					17.887	(113)
354	LIKHOVITSKY Andrey				9.350	9.075	9.412	27.837	(80)
355	LAZAREV Timofei			8.925				8.925	(135)
	Total	<u>26.412</u> (7)	28.199 (1)	27.299 (1)	27.737 (1)	27.812 (1)	27.236 (3)	164.695	
2	GER - Germany								
271	HAMBUECHEN Fabian	9.425	8.987	8.475	9.437	9.437	9.625	55.386	(2)
272	EICHORN Waldemar	9.012	8.987		8.887	9.200	9.537	45.623	(37)
273	TARANU Thomas	8.200		9.087	8.712			25.999	(91)
274	BOY Philipp		8.812	8.575		9.025		26.412	(86)
275	GLADOW Brian						8.787	8.787	(138)
	Total	26.637 (3)	<u>26.786</u> (6)	26.137 (2)	27.036 (8)	27.662 (2)	27.949 (1)	162.207	
3	UKR - Ukraine								
386	ISAYEV Andrey	9.000	9.500	7.812	8.775	9.200	8.300	52.587	(10)
387	SUPRUN Oleksander	8.412		8.100	9.325			25.837	(92)
388	YAKUBOVSKY Oleksander	9.062		8.375	9.275	9.250	9.275	45.237	(40)
389	PANCHENKO Kostyantyn		9.400					9.400	(133)
390	KUKSENKOV Mykola		9.262			8.575	8.850	26.687	(84)
	Total	26.474 (5)	28.162 (2)	24.287 (13)	27.375 (5)	<u>27.025</u> (3)	26.425 (6)	159.748	
4	FRA - France								
261	RAYEPIN Yann	8.937	9.212	8.337	9.337	8.825	8.675	53.323	(7)
262	SABOT Hamilton		9.250	8.337		8.575	9.012	35.174	(64)
263	PETROWSKI Dimitri	9.150			9.125			18.275	(109)
264	AIT SAID Samir			8.987				8.987	(134)
265	BOUHAIL Thomas	8.737	8.612		8.375	8.375	8.300	42.399	(49)
	Total	26.824 (1)	<u>27.074</u> (5)	25.661 (4)	26.837 (12)	25.775 (6)	25.987 (9)	158.158	
5	SUI - Switzerland								
366	CAPELLI Claudio	8.862	9.350	8.350	9.287	9.137	8.912	53.898	(4)
367	HAEUPTLI Roland	9.062	9.000	8.362	8.950	8.700	9.150	53.224	(8)
368	WERMUTH Ismael		7.325			8.325		15.650	(127)
369	RICKLI Manuel				9.162		9.225	18.387	(108)
370	MANNHART Dennis	8.512		8.412				16.924	(119)
	Total	<u>26.436</u> (6)	25.675 (9)	25.124 (8)	27.399 (3)	26.162 (4)	27.287 (2)	158.083	

RESULTS

Men's Juniors - Team Competition And Qualifications For Competitions 2 And 3

THU 15 APR 2004 - 18:00







Rank	NOC								Total	Ind.
Bib	Name									Rank
6 ROM - Romania										
346	POPESCU Cosmin		9.500			8.475			17.975	(111)
347	KOCZI Flavius	8.837	9.100	8.637	8.675	8.625	9.112	52.986	(9)	
348	SUCIU Andrei	8.712		8.775	8.875	8.400		34.762	(65)	
349	BUIDOSO Ovidiu	8.662			8.900		9.175	26.737	(83)	
350	IONITA Cristian		9.375	7.875			8.300	25.550	(93)	
Total		26.211 (8)	27.975 (3)	<u>25.287</u> (7)	26.450 (17)	25.500 (9)	26.587 (4)	158.010		
7 ITA - Italy										
301	CIPOLLA Giovanni	8.662		8.387	9.100			26.149	(89)	
302	CORONA Matteo	8.825	8.587	8.075			9.112	34.599	(67)	
303	DI QUINZIO Alessandro		8.650		9.350	8.475	7.550	34.025	(69)	
304	OTTAVI Paolo	9.012	9.012	9.112	8.987	8.775	8.862	53.760	(5)	
305	CANDUCCI Jacomi					8.250		8.250	(140)	
Total		26.499 (4)	26.249 (8)	25.574 (5)	<u>27.437</u> (2)	25.500 (9)	25.524 (12)	156.783		
8 HUN - Hungary										
281	BERNAT Gyula	8.487			8.775			17.262	(115)	
282	HIDVEGI Vid		9.537	7.762		8.300	8.937	34.536	(68)	
283	HORVATH David	8.662	8.600		8.700	8.150	8.662	42.774	(47)	
284	KOPACZ David	8.312		7.737	9.175			25.224	(95)	
285	RACZ Attila		8.625	8.350		9.162	8.525	34.662	(66)	
Total		25.461 (15)	26.762 (7)	23.849 (17)	26.650 (15)	25.612 (8)	<u>26.124</u> (8)	154.458		
9 BLR - Belarus										
221	YERMAKOV Uladzimir	8.562	7.587	8.850		8.700		33.699	(70)	
222	RABIKAV Raman	8.775	6.712	8.162	8.950	8.687	8.187	49.473	(20)	
223	KAZLOV Ihar			8.862	8.800			17.662	(114)	
224	TSAREVICH Aliaksandr		8.675			8.375	9.175	26.225	(88)	
225	VOLKAV Viachaslav	8.825			9.350		8.362	26.537	(85)	
Total		26.162 (9)	22.974 (19)	25.874 (3)	<u>27.100</u> (7)	25.762 (7)	25.724 (10)	153.596		
10 CRO - Croatia										
231	UDE Filip	9.400	9.375	8.337	8.800	8.675	7.825	52.412	(11)	
232	MARKOVIC Tomislav	8.962	8.237	8.100	8.950	7.075	8.437	49.761	(18)	
233	BREZ Marko			8.087	8.912	8.175	8.150	33.324	(71)	
234	SELIGMAN Robert	8.412	9.650					18.062	(110)	
Total		26.774 (2)	27.262 (4)	24.524 (10)	<u>26.662</u> (14)	23.925 (13)	24.412 (14)	153.559		

Ljubljana, Slovenia SLO April 15-18, 2004

RESULTS

Men's Juniors - Team Competition And Qualifications For Competitions 2 And 3







THU 15 APR 2004 - 18:00

Rank	NOC Bib Name							Total	Ind. Rank
11	GRE - Greece								
276	MARKOUSIS Dimitrios	8.900	8.275	8.225	9.212	7.950	9.125	51.687	(12)
277	KONDOUNAS Alargyros		8.600	8.450	9.037			26.087	(90)
278	KOSMIDIS Xenofon	8.300	7.325	8.162		8.575		32.362	(73)
279	KARANTONAS Georgios					8.450	8.712	17.162	(117)
280	DOULKERIDIS Michail	8.875			8.975		8.400	26.250	(87)
	Total	26.075 (10)	24.200 (12)	<u>24.837</u> (9)	27.224 (6)	24.975 (12)	26.237 (7)	153.548	
12	GBR - Great Britain								
266	COX Adam	8.850	8.075	7.900	9.025	8.612	8.600	51.062	(15)
267	JAMES Peter	8.075	6.825	8.025	8.400		8.300	39.625	(57)
268	GORDON Martin			8.487	9.487			17.974	(112)
269	SMITH Louis		9.587			6.550		16.137	(123)
270	DUNSTAN Nathan	8.975				8.375	8.075	25.425	(94)
	Total	25.900 (11)	24.487 (11)	24.412 (12)	26.912 (10)	<u>23.537</u> (16)	24.975 (13)	150.223	
13	POL - Poland								
336	DZIAGIEL Marcin	8.350		8.462	8.875	8.475	7.850	42.012	(51)
337	LYSZCZARZ Marek	8.662	8.300	9.137	9.187	8.575	7.675	51.536	(13)
338	LIS Przemyslaw	8.712	6.200	7.900	8.962	8.950	8.737	49.461	(21)
340	TYCZYNSKI Kazimierz		7.137					7.137	(143)
	Total	25.724 (12)	21.637 (25)	25.499 (6)	27.024 (9)	26.000 (5)	<u>24.262</u> (15)	150.146	
14	ESP - Spain								
251	GOMEZ Javier	8.525	8.112	8.187	8.812	8.900	8.962	51.498	(14)
252	GUILLEN Cristian	7.775	8.450	8.100	9.025	8.250	8.375	49.975	(17)
253	FERNANDEZ Javier		7.575				9.125	16.700	(121)
254	BLANCO Bruno	8.450		7.600	9.000	6.500		31.550	(77)
	Total	24.750 (22)	24.137 (13)	23.887 (16)	<u>26.837</u> (12)	23.650 (15)	26.462 (5)	149.723	
15	NED - Netherlands								
326	ZONDERLAND Epke	8.950	9.250	8.312	9.112	8.625	9.462	53.711	(6)
327	VAN ASSCHE Anthony	8.050	8.400	7.850		8.350	8.100	40.750	(54)
328	VAN MINDE Carlo	8.300			8.775		8.087	25.162	(96)
329	WAMMES Jeffrey		5.925	8.325	9.512	6.200		29.962	(78)
	Total	25.300 (16)	<u>23.575</u> (15)	24.487 (11)	27.399 (3)	23.175 (21)	25.649 (11)	149.585	

RESULTS

Men's Juniors - Team Competition And Qualifications For Competitions 2 And 3

THU 15 APR 2004 - 18:00







Rank	NOC Bib Name							Total	Ind. Rank
16	SLO - Slovenia								
361	LAMUT Andraz	8.275	7.675			8.350	7.550	31.850	(75)
362	GRGIC Robert	8.350			8.887			17.237	(116)
363	RUTAR Klemen		8.150	7.987	8.862	8.400	7.925	41.324	(53)
364	STRAUS Sebastian	8.450	7.875	7.962	8.862	8.550	7.475	49.174	(24)
365	BRITOVSEK Ziga			7.300				7.300	(142)
	Total	25.075 (17)	23.700 (14)	23.249 (20)	26.611 (16)	<u>25.300</u> (11)	22.950 (21)	146.885	
17	POR - Portugal								
341	ARAUJO Luis	8.075	8.112	8.150	9.225	7.450	7.475	48.487	(27)
342	JESUS Carlos	8.425	8.375	7.812	8.937	8.200	8.375	50.124	(16)
343	ALMEIDA Simao	8.425			8.687	8.050	7.450	32.612	(72)
344	NUNES Diogo		6.925	8.112				15.037	(128)
	Total	24.925 (18)	<u>23.412</u> (16)	24.074 (14)	26.849 (11)	23.700 (14)	23.300 (18)	146.260	
18	BUL - Bulgaria								
226	KOLEV Yordan	8.575	7.500	7.825	8.412	7.525	7.375	47.212	(31)
227	STANCHEV Svetlomir	8.250		7.550	8.750	8.575	6.700	39.825	(56)
228	DOBROVOLOV Nikolay	8.862		7.950				16.812	(120)
229	ILIEV Viktor		7.825		8.462	7.175		23.462	(99)
230	SOTIROV Vasil		8.025				8.125	16.150	(122)
	Total	25.687 (13)	<u>23.350</u> (17)	23.325 (19)	25.624 (22)	23.275 (18)	22.200 (26)	143.461	
19	ISR - Israel								
296	ARONOVICH Felix	8.550	7.737	7.725	8.187	7.900	7.475	47.574	(30)
297	KINEV Sergey	7.800	6.900	7.075	8.512	7.850	7.100	45.237	(39)
298	ZOOR Assaf			8.875				8.875	(137)
299	SHATILOV Alexander	8.550	8.000		8.925	7.625	8.250	41.350	(52)
	Total	24.900 (19)	22.637 (20)	<u>23.675</u> (18)	25.624 (22)	23.375 (17)	22.825 (22)	143.036	
20	CZE - Czech Republic								
241	PANSKY Jindrich	8.700			8.225			16.925	(118)
242	KOREC Jiri		6.150	5.725				11.875	(132)
243	KRATOCHVIL Rene	8.375	7.850	8.100	8.562	8.125	8.337	49.349	(22)
244	RAZIM Lukas	8.500	8.225	7.450	8.725	8.375	8.050	49.325	(23)
245	BERANEK Martin					6.700	7.875	14.575	(129)
	Total	25.575 (14)	22.225 (22)	<u>21.275</u> (26)	25.512 (24)	23.200 (19)	24.262 (15)	142.049	

Ljubljana, Slovenia SLO April 15-18, 2004

RESULTS

Men's Juniors - Team Competition And Qualifications For Competitions 2 And 3







THU 15 APR 2004 - 18:00

Rank	NOC Bib Name							Total	Ind. Rank
21	LTU - Lithuania								
311	IZMODENOV Evgenij	8.200	7.875	7.937	8.262	7.625	7.000	46.899	(32)
312	KARPOV Jurij	8.050	8.100	8.000		7.725		31.875	(74)
313	SEROVAS Tomas	8.025	7.150		8.425			23.600	(98)
314	MACAITIS Maths			8.112	7.950	7.400	8.187	31.649	(76)
315	LAURINAITIS Mantas						7.912	7.912	(141)
	Total	24.275 (25)	23.125 (18)	24.049 (15)	24.637 (30)	<u>22.750</u> (22)	23.099 (20)	141.935	
22	BEL - Belgium								
216	MERCKX Hans	7.875	8.725	7.800	8.737	8.350	7.025	48.512	(26)
217	VAN DAMME Koen	8.337	8.025	8.087	8.787	8.025	7.600	48.861	(25)
218	JANSEN Tom	8.225		6.125	8.275			22.625	(102)
219	TRUYENS Donna-Donny		8.200			5.175	7.425	20.800	(105)
	Total	24.437 (23)	24.950 (10)	<u>22.012</u> (22)	25.799 (20)	21.550 (27)	22.050 (27)	140.798	
23	FIN - Finland								
256	HINKKANEN Jussi	7.200	7.500	6.837	8.850	7.075	7.750	45.212	(41)
257	NIEMELA Timo	8.050	6.900	8.162	8.700	7.525	8.275	47.612	(29)
258	HOTANEN Aaron			7.000	8.812			15.812	(125)
259	MAATA Kalle		7.750			6.825		14.575	(130)
260	KOSKINEN Jouko	7.875					7.925	15.800	(126)
	Total	<u>23.125</u> (29)	22.150 (23)	21.999 (23)	26.362 (19)	21.425 (28)	23.950 (17)	139.011	
24	LAT - Latvia								
306	TREFLOVS Dmitri	8.400	8.850	7.237	8.150	8.100	7.425	48.162	(28)
307	ARSHUNS Vitali	7.900	5.300	7.737	8.712	6.525	8.200	44.374	(44)
308	NILOVS Maxims	8.475	6.625	7.500	8.287	7.950	7.475	46.312	(33)
	Total	24.775 (21)	<u>20.775</u> (26)	22.474 (21)	25.149 (27)	22.575 (23)	23.100 (19)	138.848	
25	TUR - Turkey								
381	CAKMAK Mehmet Vokan	8.050	7.225	8.225	8.300	6.825	7.250	45.875	(36)
382	YILMAZ Oguzhan	8.037	5.525				7.700	21.262	(104)
383	YILDIZ Anil			6.150	8.512	8.275		22.937	(101)
384	KADER Ekrem	8.050	6.500	6.925	8.475	8.100	7.500	45.550	(38)
	Total	24.137 (27)	19.250 (30)	21.300 (25)	<u>25.287</u> (26)	23.200 (19)	22.450 (23)	135.624	

RESULTS

Men's Juniors - Team Competition And Qualifications For Competitions 2 And 3







THU 15 APR 2004 - 18:00

Rank	NOC							Total	Ind.
Bib	Name								Rank
26 DEN - Denmark									
246	WINDFELD HELLSTEN Alexander						6.775	6.775	(144)
247	JOHANSEN Thomas	8.050	5.000					13.050	(131)
248	LEE HANSEN Mathias			8.325	8.450	6.425		23.200	(100)
249	HELENIUS Morten	7.875	6.850	5.150	8.737	6.525	7.575	42.712	(48)
250	VAMMEN Helge	8.400	8.100	7.750	9.237	8.150	7.887	49.524	(19)
Total		24.325 (24)	19.950 (28)	21.225 (27)	<u>26.424</u> (18)	21.100 (29)	22.237 (25)	135.261	
27 AUT - Austria									
211	BAUER Thomas	8.262	7.000	7.150	8.737	6.900	6.475	44.524	(43)
213	HOELLER Andreas				8.662			8.662	(139)
214	ROSSI Gabriel	8.175	7.600	6.000		7.150	7.975	36.900	(62)
215	WUESTNER Lukas	8.387	7.850	5.700	8.312	6.925	7.425	44.599	(42)
Total		<u>24.824</u> (20)	22.450 (21)	18.850 (29)	25.711 (21)	20.975 (30)	21.875 (28)	134.685	
28 NOR - Norway									
331	HANCHE OLSEN Joachim	8.225	7.625	7.112		7.750	6.475	37.187	(61)
332	DAHL HANSEN Runar	7.950	6.075	7.487	7.937	6.975	7.625	44.049	(45)
333	AANEBEN Haavard	7.987			8.125			16.112	(124)
334	THORESEN Henrik		6.475	7.237		7.500	6.000	27.212	(81)
335	SOEJBJERG Ole A				8.900			8.900	(136)
Total		<u>24.162</u> (26)	20.175 (27)	21.836 (24)	24.962 (28)	22.225 (24)	20.100 (29)	133.460	
29 SCG - Serbia and Montenegro									
356	ANTIC Aca	8.050	6.250	7.900	8.812	7.925	7.250	46.187	(34)
357	ATANASOVSKI Zarko		6.775	5.837	8.287	7.300	8.100	36.299	(63)
358	MESTER Robert	7.400	6.650	5.662			7.025	26.737	(82)
359	POPOVIC Dusan	7.000			7.725	6.900		21.625	(103)
Total		22.450 (30)	19.675 (29)	19.399 (28)	24.824 (29)	<u>22.125</u> (25)	22.375 (24)	130.848	
30 ISL - Iceland									
291	ASGEIRSSON Bjarki		7.500	5.500		7.100		20.100	(107)
292	KRISTMANNSSON Robert	7.925	6.400	5.962				20.287	(106)
293	SIGURDSSON Gunnar	7.875			8.500	6.700	5.750	28.825	(79)
294	VALGEIRSSON Jonas	7.900		7.337	8.475	7.025	6.550	37.287	(60)
295	THOROLFSSON Anton Heidar		7.825		8.425		7.450	23.700	(97)
Total		23.700 (28)	21.725 (24)	18.799 (30)	25.400 (25)	20.825 (31)	<u>19.750</u> (30)	130.199	

RESULTS

Men's Juniors - Team Competition And Qualifications For Competitions 2 And 3

THU 15 APR 2004 - 18:00

Rank	NOC Bib Name							Total	Ind. Rank
31	ALB - Albania								
201	MISHOVA Walter	7.875	7.300	3.900	8.050	7.850	5.350	40.325	(55)
202	TOSKA Klodian	7.150	5.425	5.925	7.875	7.125	4.800	38.300	(59)
203	HASA Alon	7.250	6.075	6.575	7.875	7.025	4.425	39.225	(58)
	Total	22.275 (31)	18.800 (31)	16.400 (31)	23.800 (31)	<u>22.000</u> (26)	14.575 (31)	117.850	

Legend

Ind. Individual

Q Qualified for Team Final



Floor



Pommel Horse



Rings



Vault



Parallel Bars



Horizontal Bar

Note:

Underlined totals indicate starting apparatus.
Italics indicate the low (non-counting) score.