







RESULTS

Men's Seniors - Team Competition And Qualifications For Competitions 2 And 3

FRI 16 APR 2004 - 18:00







Rank	NOC									Total	Ind. Rank			
Bib	Name													
1 ROM - Romania														
146	URZICA Marius Daniel		9.800			9.625	9.162			28.587	(81)			
147	DRAGULESCU Marian	9.725	9.525	9.362	9.775	9.275	9.475			57.137	(1)			
148	SUCIU Ioan Silviu	9.675	9.737		9.575	8.962				37.949	(56)			
149	POTRA Dan Nicolae			9.487						9.487	(141)			
150	SELARIU Razvan Dorin	9.587		9.525	9.600		9.212			37.924	(57)			
	Total	<u>28.987</u>	(1)	29.062	(1)	28.374	(4)	28.950	(1)	27.862	(5)	27.849	(7)	171.084
2 BLR - Belarus														
21	IVANKOV Ivan		9.537	9.625		9.375	9.387			37.924	(58)			
22	SINKEVICH Alexei				9.375	9.362				18.737	(119)			
23	KRUZHYLOV Alexander	9.012	9.650				9.437			28.099	(87)			
24	SAVENKOV Denis	9.637	9.637	8.762	9.425	9.537	9.587			56.585	(5)			
25	SAVITSKI Dimitri	9.325		9.562	9.500					28.387	(83)			
	Total	<u>27.974</u>	(7)	28.824	(2)	27.949	(7)	28.300	(2)	28.274	(1)	28.411	(3)	169.732
3 FRA - France														
61	KARBANENKO Dimitri	9.525	8.762		9.550	9.287	8.950			46.074	(48)			
62	MAREE Florent	9.275		9.287	9.450	9.337	9.625			46.974	(45)			
63	CUCHERAT Yann		9.637			9.612	9.637			28.886	(80)			
64	CARANOBÉ Benoit	9.412		9.525	8.850					27.787	(90)			
65	BENY Pierre-Yves		9.487	9.587						19.074	(115)			
	Total	<u>28.212</u>	(2)	27.886	(9)	28.399	(3)	27.850	(8)	28.236	(3)	28.212	(5)	168.795
4 RUS - Russia														
151	KRYUKOV Nikolai	9.125	9.675	9.300	9.450	9.612	9.600			56.762	(4)			
152	SAFOSHKIN Alexander			9.762	9.112	9.175				28.049	(88)			
153	GREBENKOV Georgi	9.550		9.537						19.087	(113)			
154	NEMOV Alexei		9.062		9.375	9.375	8.750			36.562	(65)			
155	DEVIATOVSKI Maxim	9.400	9.450				9.250			28.100	(86)			
	Total	<u>28.075</u>	(5)	28.187	(7)	28.599	(1)	27.937	(6)	28.162	(4)	27.600	(10)	168.560
5 UKR - Ukraine														
186	SVITLICHNI Olexander	9.562	9.587	8.437						27.586	(92)			
187	MYKAYLICHENKO Andrei				9.312	8.987	9.462			27.761	(91)			
188	ZOZULIA Roman	9.250	9.587	9.687	9.412	9.650	9.450			57.036	(2)			
189	GONCHAROV Valeri		9.575			9.625	9.712			28.912	(79)			
190	KUVAKIN Vadim	9.125		7.950	9.237					26.312	(101)			
	Total	<u>27.937</u>	(8)	28.749	(3)	26.074	(19)	27.961	(5)	28.262	(2)	28.624	(1)	167.607

Ljubljana, Slovenia SLO April 15-18, 2004

RESULTS

Men's Seniors - Team Competition And Qualifications For Competitions 2 And 3

FRI 16 APR 2004 - 18:00







Rank	NOC								Total	Ind.
Bib	Name									Rank
6	GER - Germany									
71	KWIATKOWSKI Sven	9.162	8.137		9.412	8.837	9.550		45.098	(49)
72	ANDERGASEN Thomas	9.112	9.675	9.475	9.400	9.512	8.925		56.099	(6)
73	ZIESMER Ronny			9.575		9.500			19.075	(114)
74	JUCKEL Robert		9.637	9.487			9.250		28.374	(84)
75	FAHRIG Matthias	9.262			9.462				18.724	(120)
	Total	<u>27.536</u> (11)	27.449 (11)	28.537 (2)	28.274 (3)	27.849 (6)	27.725 (9)		167.370	
7	ESP - Spain									
51	CANO Victor		9.550	9.375	9.050				27.975	(89)
52	MARTINEZ Rafael	9.675	9.612	9.512	9.462	9.325	9.337		56.923	(3)
53	CARBALLO Jesus					9.225	9.700		18.925	(117)
54	BARRENECHEA Alejandro	9.487				8.350	9.087		26.924	(99)
55	COMBARROS Oriol	9.025	9.237	8.812	9.425				36.499	(66)
	Total	<u>28.187</u> (3)	28.399 (5)	27.699 (9)	27.937 (6)	26.900 (12)	28.124 (6)		167.246	
8	ITA - Italy									
101	CHECHI Yuri		9.362	9.650					19.012	(116)
102	BUSNARI Alberto	8.662	9.700			9.050	9.575		36.987	(64)
103	CECCARELLI Stefano	9.212		8.475	9.337				27.024	(97)
104	MORANDI Matteo			9.712	9.400	8.987	8.937		37.036	(63)
105	POZZO Enrico	9.475	9.337		9.325	9.175	9.712		47.024	(44)
	Total	<u>27.349</u> (12)	28.399 (5)	27.837 (8)	28.062 (4)	27.212 (9)	28.224 (4)		167.083	
9	SUI - Switzerland									
166	DOMINGUEZ Patrick	9.100		9.487	8.800	9.050			36.437	(68)
167	BOESCHENSTEIN Niki	9.425	8.650	9.125	9.525	9.487	9.200		55.412	(8)
168	SCHAERER Christoph		8.800				9.712		18.512	(121)
169	SAGER Roger	9.550			9.425		9.612		28.587	(82)
170	SCHWEIZER Andreas		9.212	9.687		8.612			27.511	(93)
	Total	<u>28.075</u> (5)	26.662 (15)	28.299 (5)	27.750 (11)	27.149 (10)	28.524 (2)		166.459	
10	HUN - Hungary									
81	FEKETE Levente		9.612	9.600		8.862	9.050		37.124	(61)
82	GAL Robert	9.587	9.337	9.037	9.612	9.162			46.735	(47)
83	DETROI Zoltan	9.275			8.837	9.287	8.875		36.274	(69)
84	BERKI Krisztian		9.650				8.700		18.350	(122)
85	KIRALY Roland	8.675		9.412	9.300				27.387	(94)
	Total	<u>27.537</u> (10)	28.599 (4)	28.049 (6)	27.749 (12)	27.311 (8)	26.625 (16)		165.870	

Ljubljana, Slovenia SLO April 15-18, 2004

RESULTS

Men's Seniors - Team Competition And Qualifications For Competitions 2 And 3







FRI 16 APR 2004 - 18:00

Rank	NOC Bib Name							Total	Ind. Rank
11	LAT - Latvia								
106	VIHROVS Igors	9.600	9.475	8.587	8.850	9.112	9.325	54.949	(9)
107	SAPRONENKO Evgeni	9.575			9.612	8.812	9.112	37.111	(62)
108	REVELINSH Erik		9.637	9.537	9.275		9.075	37.524	(60)
109	GORBUNOV Ivan	8.700	8.225			9.437		26.362	(100)
110	ZBICKIS Denis			7.925				7.925	(147)
	Total	27.875 (9)	27.337 (13)	26.049 (20)	27.737 (13)	27.361 (7)	27.512 (11)	163.871	
12	BUL - Bulgaria								
26	JOVTCHEV Jordan	9.675		9.675	9.225	8.975		37.550	(59)
27	YANEV Filip			8.262	9.350	8.362	9.325	35.299	(73)
28	LIPSKI Andrei	9.100	9.100			8.750	9.487	36.437	(67)
29	STEFANOV Radoslav	8.525	8.750		9.250		8.950	35.475	(72)
30	GIZDOV Kiril		8.612	9.150				17.762	(126)
	Total	27.300 (13)	26.462 (16)	27.087 (12)	27.825 (9)	26.087 (16)	27.762 (8)	162.523	
13	CZE - Czech Republic								
41	VLK Martin	9.112	8.937		9.225			27.274	(96)
42	SMEJKAL Petr			8.812		8.375	8.175	25.362	(105)
43	VYORAL David	9.600		8.525	9.212			27.337	(95)
44	KONECNY Martin	9.375	9.375	9.225	9.362	8.925	9.562	55.824	(7)
45	CADA Martin		8.575			7.987	8.537	25.099	(106)
	Total	28.087 (4)	26.887 (14)	26.562 (18)	27.799 (10)	25.287 (20)	26.274 (18)	160.896	
14	GRE - Greece								
76	MARAS Vlasios	9.037	8.675	8.637	9.312	9.000	9.662	54.323	(10)
77	TAMPAKOS Dimosthenis			9.750				9.750	(137)
78	TSOLAKIDIS Vasileios	9.000	9.025		8.737	9.187		35.949	(70)
79	TZAVARAS Leonidas		8.137			8.637	8.762	25.536	(104)
80	BARMPAKIS Konstantinos	9.087		8.275	9.112		8.350	34.824	(74)
	Total	27.124 (14)	25.837 (19)	26.662 (16)	27.161 (17)	26.824 (13)	26.774 (14)	160.382	
15	FIN - Finland								
56	TANSKANEN Jani	8.900	9.487	8.300	8.762	8.475	9.612	53.536	(15)
57	AALTO Sami	8.912	9.300	8.975	8.900	8.850	8.525	53.462	(16)
58	KOIVUNEN Riku		9.387			8.125	8.662	26.174	(102)
59	TORKKEL Olli			9.562				9.562	(140)
60	MIKKONEN Petja	8.512			8.862			17.374	(130)
	Total	26.324 (17)	28.174 (8)	26.837 (14)	26.524 (21)	25.450 (19)	26.799 (13)	160.108	

RESULTS

Men's Seniors - Team Competition And Qualifications For Competitions 2 And 3

FRI 16 APR 2004 - 18:00







Rank	NOC Bib Name							Total	Ind. Rank
16	POR - Portugal								
141	BEZUGO Filipe	8.675	9.350	8.387	8.650	8.325	9.075	52.462	(19)
142	CAMPOS Manuel		9.175	8.512		8.912	9.075	35.674	(71)
143	ALMEIDA Pedro	8.637			8.825	8.575	8.650	34.687	(75)
144	CAMACHO Tiago	8.537	9.125					17.662	(128)
145	VIANA Joao			9.025	8.825			17.850	(125)
	Total	25.849 (19)	27.650 (10)	25.924 (21)	26.300 (25)	25.812 (18)	26.800 (12)	158.335	
17	GBR - Great Britain								
66	GERRARD Darren	7.900	6.875	8.750	9.600	8.187	8.350	49.662	(35)
67	BREWER Ross	8.862	9.350	8.987	8.975	9.025	8.912	54.111	(12)
68	MASSAM David			9.462				9.462	(142)
69	EATON David	8.025	9.387		8.775	8.612	9.387	44.186	(51)
	Total	24.787 (26)	25.612 (21)	27.199 (11)	27.350 (15)	25.824 (17)	26.649 (15)	157.421	
18	ARM - Armenia								
6	MERDINYAN Harutyum	8.237	9.062	8.375	8.725	8.587	8.075	51.061	(24)
7	AVETYAN Artyom	8.687	9.075	8.662	9.037	8.862	7.900	52.223	(20)
8	STEPANYAN Vahag	8.750	9.237	9.575	9.100	9.037	8.412	54.111	(11)
	Total	25.674 (20)	27.374 (12)	26.612 (17)	26.862 (19)	26.486 (14)	24.387 (25)	157.395	
19	POL - Poland								
136	BLANIK Leszek	8.950		9.562	9.712			28.224	(85)
137	SKWARCZYNSKI Tobiasz		8.712					8.712	(146)
138	KLERZKOWSKI Adam					8.937	8.425	17.362	(131)
139	HULBOJ Kamil	8.462	8.075	8.525	8.900	7.875	9.037	50.874	(27)
140	MUCHOWSKI Krzysztof	7.875	8.100	9.500	8.500	8.100	7.987	50.062	(34)
	Total	25.287 (21)	24.887 (23)	27.587 (10)	27.112 (18)	24.912 (22)	25.449 (21)	155.234	
20	ISR - Israel								
96	GOFMAN Pavel	9.137	8.400	9.375	8.550	8.987	9.300	53.749	(13)
97	KAPLAN Erez		6.900			8.400		15.300	(135)
98	KHAMUDIS Alexander	8.350	8.000	8.150	8.275	8.725	8.612	50.112	(32)
99	SHAHAM Noam	8.375			8.875		7.650	24.900	(108)
100	SHACHAR Tal			9.175				9.175	(143)
	Total	25.862 (18)	23.300 (28)	26.700 (15)	25.700 (28)	26.112 (15)	25.562 (20)	153.236	

Ljubljana, Slovenia SLO April 15-18, 2004

RESULTS

Men's Seniors - Team Competition And Qualifications For Competitions 2 And 3

FRI 16 APR 2004 - 18:00







Rank	NOC							Total	Ind. Rank
Bib	Name								
21	DEN - Denmark								
46	KRAEMMER Henrik		7.200			8.350	8.575	24.125	(111)
47	NIELSEN Villekjaer	8.800	8.912	7.975	9.050	7.750	8.200	50.687	(29)
48	HIRSCHORN David			9.125				9.125	(144)
49	FARDAN Kasper	9.400			9.412			18.812	(118)
50	BRANDTOFT Rasmus	8.137	8.012	8.212	8.875	8.137	8.900	50.273	(31)
	Total	<u>26.337</u> (16)	24.124 (26)	25.312 (22)	27.337 (16)	24.237 (25)	25.675 (19)	153.022	
22	SLO - Slovenia								
161	PEGAN Aljaz						9.725	9.725	(138)
162	PETKOVSEK Mitja			8.325		9.787		18.112	(123)
163	PULJIC Blaz	8.325	9.125	7.975	8.700	8.700	8.187	51.012	(25)
164	DIMIC Alen	8.050	7.975	7.000	8.750	8.562	8.387	48.724	(43)
165	BERTONCELJ Saso	7.950	8.862		8.100			24.912	(107)
	Total	<u>24.325</u> (28)	25.962 (18)	23.300 (27)	25.550 (29)	27.049 (11)	26.299 (17)	152.485	
23	NED - Netherlands								
126	ZONDERLAND Herre	8.487	8.062	7.587	8.700	8.762	8.900	50.498	(30)
127	HARDON Jeroen	8.250	7.825	7.562	9.150	8.150	8.312	49.249	(39)
128	DE KONING Mattie	7.800			8.625	8.075		24.500	(110)
129	ZONDERLAND Johan		7.537				7.875	15.412	(133)
130	VAN GELDER Yuri			9.650				9.650	(139)
	Total	<u>24.537</u> (27)	23.424 (27)	24.799 (24)	26.475 (22)	24.987 (21)	25.087 (22)	149.309	
24	AUT - Austria								
12	GASTEIGER Arno	8.362		8.025		7.000	7.887	31.274	(78)
13	MAYR Marco	8.587	8.337	8.387	8.600	8.175	7.987	50.073	(33)
14	RAUSCHER Mario	8.275	8.212	8.262	8.412	7.762	8.350	49.273	(38)
15	ZIMMERMANN Thomas		8.300		9.437			17.737	(127)
	Total	<u>25.224</u> (22)	24.849 (24)	24.674 (25)	26.449 (23)	22.937 (27)	24.224 (26)	148.357	
25	CYP - Cyprus								
36	GEORGALLAS Irodotos		7.825	9.612	9.150	8.037		34.624	(76)
37	KOUSIOU Andreas			8.987				8.987	(145)
38	ARISTOTELOUS Constantinos	8.887	8.437	8.300	8.225	8.500	8.600	50.949	(26)
39	GEORGIOU Georgios	8.187	6.787		8.650	7.650	6.900	38.174	(55)
40	ARISTOTELOUS Panayiotis	7.812					7.550	15.362	(134)
	Total	<u>24.886</u> (25)	23.049 (29)	26.899 (13)	26.025 (27)	24.187 (26)	23.050 (28)	148.096	

Ljubljana, Slovenia SLO April 15-18, 2004

RESULTS

Men's Seniors - Team Competition And Qualifications For Competitions 2 And 3

FRI 16 APR 2004 - 18:00

Rank	NOC							Total	Ind. Rank
Bib	Name								
26	TUR - Turkey								
181	SAMILOGLU Umit	8.362	6.900	8.400	8.725	8.387	7.950	48.724	(42)
182	COSKUN Bayram Haluk	8.500		8.612	9.275	8.400	8.275	43.062	(52)
183	VENEDIK Kerem		8.300				7.725	16.025	(132)
184	AKDOGAN Hakan	8.087	7.375	8.250	8.750	7.775		40.237	(53)
	Total	<u>24.949</u> (23)	22.575 (30)	25.262 (23)	26.750 (20)	24.562 (24)	23.950 (27)	148.048	
27	NOR - Norway								
131	JANSEN Espen	8.400	7.912	7.762	8.775	8.287	8.525	49.661	(36)
132	JOERGENSEN Arve	7.825	8.225	8.150	8.675	8.025	8.150	49.050	(40)
133	SOLEM Kristian		8.825			6.450		15.275	(136)
134	SAMUELSEN Tore			7.775				7.775	(148)
135	WIIK Christian	7.837			8.775		7.925	24.537	(109)
	Total	<u>24.062</u> (29)	24.962 (22)	23.687 (26)	26.225 (26)	22.762 (28)	24.600 (23)	146.298	
28	CRO - Croatia								
31	SOLAR Sasa		9.100			8.275	8.775	26.150	(103)
32	MARCEK Kris		9.062	7.950		7.300	8.187	32.499	(77)
33	BAGO Ivica	8.975			9.112			18.087	(124)
34	MOZNIK Marijo	7.575	8.300	5.050	8.737	7.025	7.575	44.262	(50)
35	ZUBOVIC Igor	8.387		6.075	8.550			23.012	(112)
	Total	<u>24.937</u> (24)	26.462 (16)	19.075 (28)	26.399 (24)	22.600 (29)	24.536 (24)	144.009	
29	SVK - Slovakia								
171	PIASECKY Samuel	9.325	8.162	8.400	8.987	9.025	9.162	53.061	(17)
172	PETROVIC Jan	8.800	7.750	9.337	9.087	8.187	8.400	51.561	(21)
173	NECZLI Andrei			0.000		0.000	0.000	0.000	(150)
174	BENKO Alexander	8.837	8.900		9.287			27.024	(98)
	Total	<u>26.962</u> (15)	24.812 (25)	17.737 (29)	27.361 (14)	17.212 (30)	17.562 (29)	131.646	
30	SWE - Sweden								
176	HJORTH Michael		8.412			8.975		17.387	(129)
177	BOSTROM Jimmy	8.787	8.737	8.337	8.425	8.250	8.225	50.761	(28)
178	SLANVALL Bjorn	8.537	8.675	8.387	8.375	7.575	7.875	49.424	(37)
	Total	<u>17.324</u> (30)	25.824 (20)	16.724 (30)	16.800 (30)	24.800 (23)	16.100 (30)	117.572	

Legend

Ind. Individual

Q Qualified for Team Final



Floor



Pommel Horse



Rings



Vault



Parallel Bars



Horizontal Bar

Note:

Underlined totals indicate starting apparatus.
Italics indicate the low (non-counting) score.